



Spot Marking Spray

AEROSOL SPRAY – 350g

- High visibility, ground marking spray.
- Ideal for marking out roadworks, building sites, golf courses and sporting areas.
- Trigger cap for inverted, safe marking.
- Designed for use by hand or with the Marking Spray Applicator item 11505 and 11400.
- **Coverage** | Will produce 300+ 'X' marks, 200+ metres continuous spray, 8–10sqm per can.
- **Suitable Surfaces** | Concrete, bitumen, grass and general ground surfaces.
- **Drying Time** | 1–2 minutes.



1 Load Signet's Spot Marking Spray into Spotting Handle.



2 Ensure nozzle aligns with trigger.



3 Ensure can is securely loaded and is now at the back of Spotting Handle.



4 Pull trigger at handle to begin spraying.

DIRECTIONS FOR USE

Signet Pty Ltd

PO Box 767 Capalaba DC QLD 4157

 signet.net.au

 13 7446



Spot Marking Spray

AEROSOL SPRAY – 350g

Signet's Own Spot Marking Spray is manufactured in Australia on our premises, which allows Signet to continually perform quality testing to ensure it is up to our highest standard. Spot Marking Sprays are an ideal way to mark a variety of surfaces for applications in the construction, civil, landscaping, plumbing and general work areas to name a few. The solvent based formula allows for easy cleaning with Signet's Acetone, Graffiti Remover or Methylated Spirits. Fluoro colours last up to 3–6 months, standard colours up to 6–12 months depending on environment. Toluene and lead-free formula.

Ideal Application Temperature

Between 5°C and 40°C.

Before Spraying

Shake can for at least 30 seconds after the mixing ball begins to rattle.

Shake can occasionally during use.

Application

Hold can in the INVERTED or upside-down position approximately 10–15cm from the surface. The width of spray can be adjusted by moving closer to or further from the surface. It is best to avoid use in windy conditions which can impact application effectiveness. Drying time can be slower in cold and humid conditions or where heavy paint coating is applied.






Clean Up

After use, prevent blocking by holding the can UPRIGHT and spraying until only clear gas escapes. Wipe clean the spray tip nozzle.

First Aid & Safety Information

Please refer to product SAFETY DATA SHEET (SDS) before use. Safety data sheets are available for download on individual product pages, visit signet.net.au.



 Item 11801 [Black]	 Item 11811 [Fluoro Red]
 Item 11806 [White]	 Item 11812 [Fluoro Blue]
 Item 11802 [Red]	 Item 11815 [Fluoro Green]
 Item 11803 [Blue]	 Item 11816 [Fluoro Yellow]
 Item 11804 [Green]	 Item 11813 [Fluoro Orange]
 Item 11805 [Yellow]	 Item 11814 [Fluoro Pink]
 Item 11818 [Cream]	 Item 11817 [Fluoro Purple]
 Item 11810 [Lemon]	
 Item 11807 [Orange]	

Please note: Printed colours are indicative only.